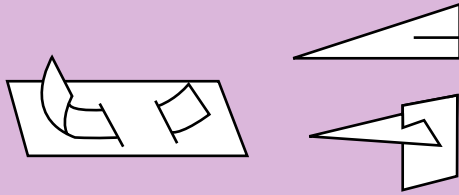



WORKING WITH PAPER



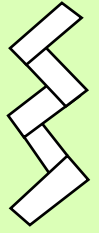
USE BRADS




CUT & INSERT



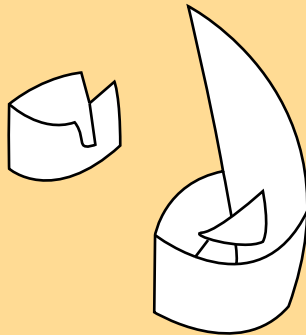
CUT & GLUE DOWN



FOLD A STRIP INTO A ZIG-ZAG



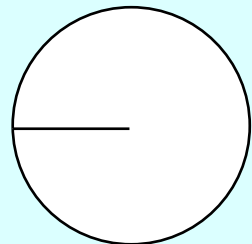

MAKE A CYLINDER





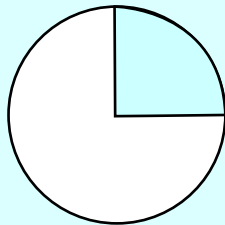
USE SLITS





USE TABS




MAKING CONES



INSERT TABS INTO SLITS
USE GLUE TO HOLD



MAKE LOOPS, STAPLE OR GLUE TO HOLD



CURL PAPER STRIPS WITH A STRAIGHT EDGE